

1

How to Register for Alerts of Newly Published Articles and Issues

To sign up to receive free Alerts, go to <http://pubs.acs.org> and click on the E-mail Alerts & RSS Feeds tab at the top of the page or at the top of most journal home pages

<http://pubs.acs.org>

2008 ACS PUBLICATIONS USER GUIDE

2

Choose to Receive Alerts Via E-mail or RSS Feeds

1. E-mail Alerts have two options:

- ASAP Alerts notify you when an article is published to the Web
- Table of Contents Alerts notify you when a complete issue is published to the Web

2. RSS feeds let you know immediately when new research is available on the website and enable you to manage information outside of your e-mail in-box

3

Complete the Online Registration Page for the Option You Select

- After you have entered all of the required information, click on the "submit" button
- For E-mail Alerts, you will receive a separate e-mail for each journal you choose

Accounts of Chemical Research
ACS Chemical Biology
ACS Nano
Analytical Chemistry
Biochemistry
Bioconjugate Chemistry
Biomacromolecules
Chemical Research in Toxicology
Chemical Reviews
Chemistry of Materials
Crystal Growth & Design
Energy & Fuels
Environmental Science & Technology
Industrial & Engineering Chemistry Research
Inorganic Chemistry
Journal of Agricultural and Food Chemistry
Journal of the American Chemical Society
Journal of Chemical & Engineering Data
Journal of Chemical Information and Modeling
Journal of Chemical Theory and Computation
Journal of Combinatorial Chemistry
Journal of Medicinal Chemistry
Journal of Natural Products
The Journal of Organic Chemistry
The Journal of Physical Chemistry A, B, and C
Journal of Proteome Research
Langmuir
Macromolecules
Molecular Pharmaceutics
Nano Letters
Organic Letters
Organic Process Research & Development
Organometallics



ACS PUBLICATIONS
HIGH QUALITY. HIGH IMPACT.

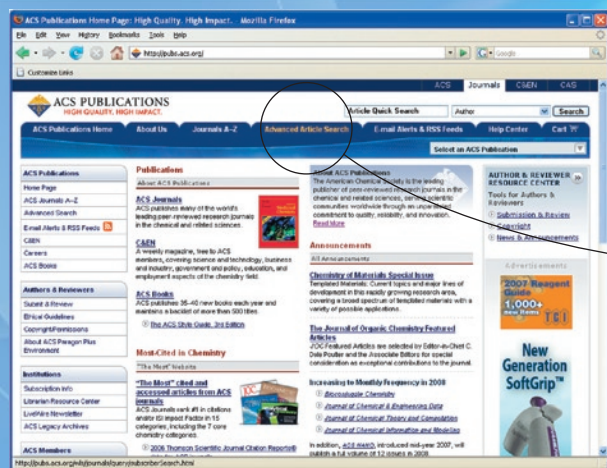
<http://pubs.acs.org>

Need help?

Contact the ACS Publications Help Desk
Hours: 8am - 6pm EST/EDT
Monday - Friday
1-800-227-9919 or 202-872-4357
email: journalhelp@acs.org

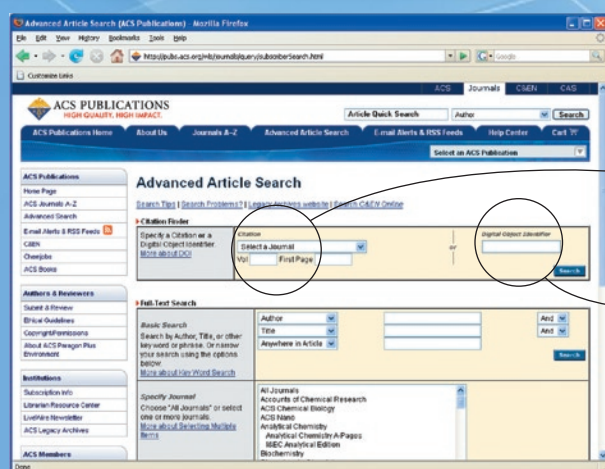


ACS PUBLICATIONS
HIGH QUALITY. HIGH IMPACT.

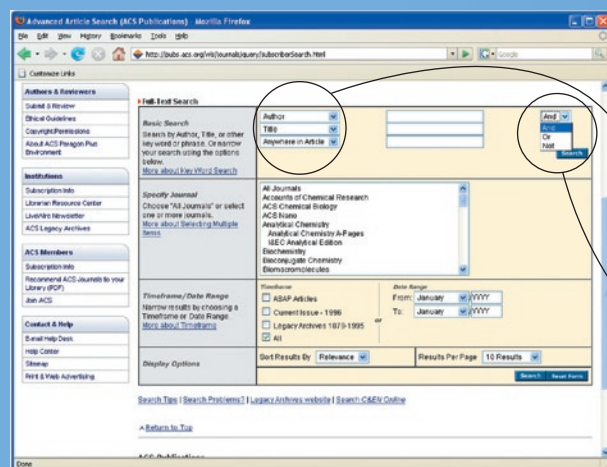


How to Find Articles Using Advanced Search

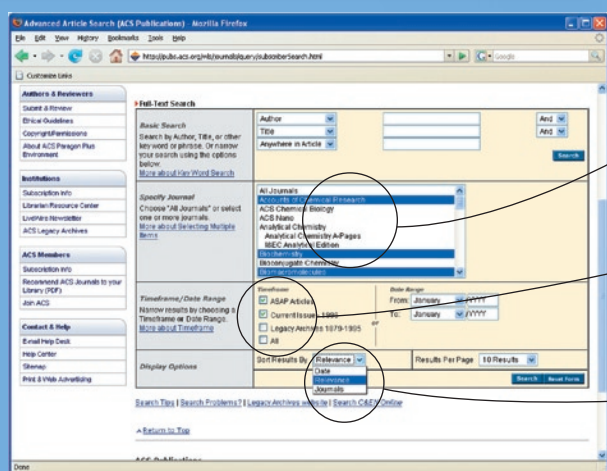
- 1 To access the Advanced Search page, go to <http://pubs.acs.org> and click on the Advanced Search tab at the top of the page or at the top of each journal home page



- 2 Use Citation Find...
 1. If you know the journal name, volume, and starting page of the manuscript
 - or
 2. If you know the manuscript's Digital Object Identifier (DOI) code

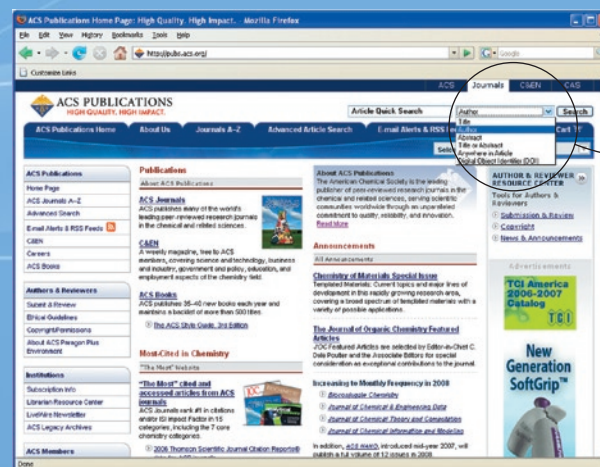


- 3 Use Search Journals to find articles based on author, title, abstract, or full text
 1. Select one or more search criteria with the pull-down menu
 2. Enter search term(s) for each entry field
 3. Fine-tune your search criteria
 - And – narrows search
 - Or – widens search
 - Not – narrows search



- 4 Use options to narrow search further
 1. Select specific journal; to add more selections: Windows — hold down control; Macintosh — hold down command key
 2. Select timeframe
 - Articles ASAP
 - Archives
 - Current
 - All
 or select date range
 3. Select how to display results: by date, by journal, by relevance

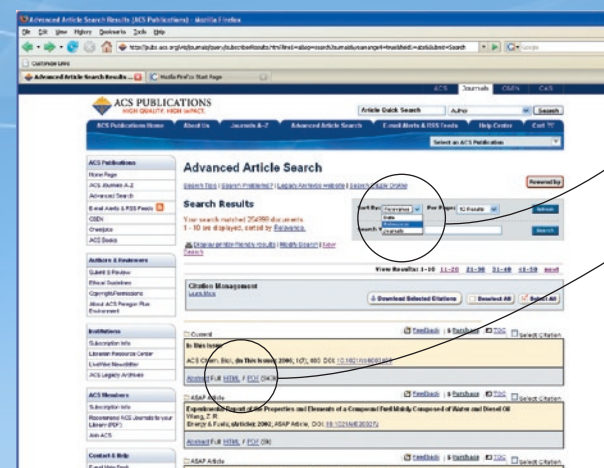
How to Find Articles Using Quick Search



From a journal homepage, use Quick Search to find articles based on author, title, abstract, full text, abstract and full text, or DOI

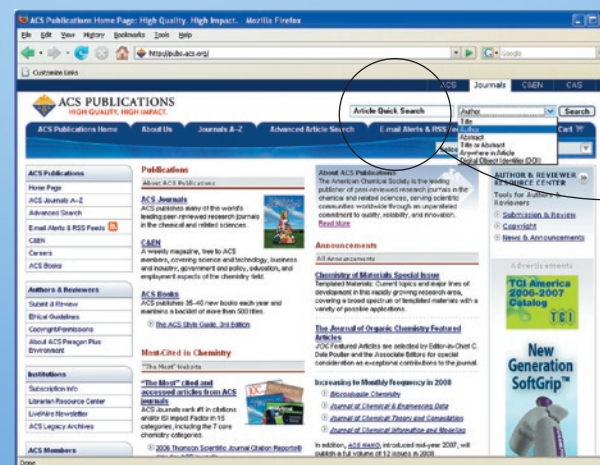
1. Select whether to search within the journal you are currently browsing or all journals
2. Select search criteria with the pull-down menu
3. Enter search term(s)

From the Results Page You Can...



1. Select how to display results:
 - By date
 - By journal
 - By relevance
2. Select format to access your articles:
 - HTML (Web Enabled Objects, link to ChemPort Reference Linking)
 - or
 - PDF (screen-shot image of original printed page)

How to Browse Back Issues and the Legacy Archives



1. From a journal home page, go to "Browse by Issue" at the right of the page
2. Use pull-down menus to select decade, volume, and issue number
3. Browse the Table of Contents of the issue you have selected to find the articles you need

